

Report No.: 32.04530 ARMI Track Light

Test Time: 2023-09-09 14:08

Luminaire Property

Luminaire Category: Bridgelux V6HD 3000K CRI90

Voltage: 221.7 V

Current: 0.055 A

Power: 11.40 W

Power Factor: 0.931

Photometric Results

CIE Class: Direct

Measurement Flux: 701 lm

Downward Ratio: 100%

Horizontal Diffuse Angle(50%): H19

Vertical Diffuse Angle(50%): V19

Luminaire Efficacy Rating (LER): 61

Max. Intensity: 4272.92 cd

Total Rated Lamp Lumens: 701.0 lm


Efficiency: 100%

Upward Ratio: 0%

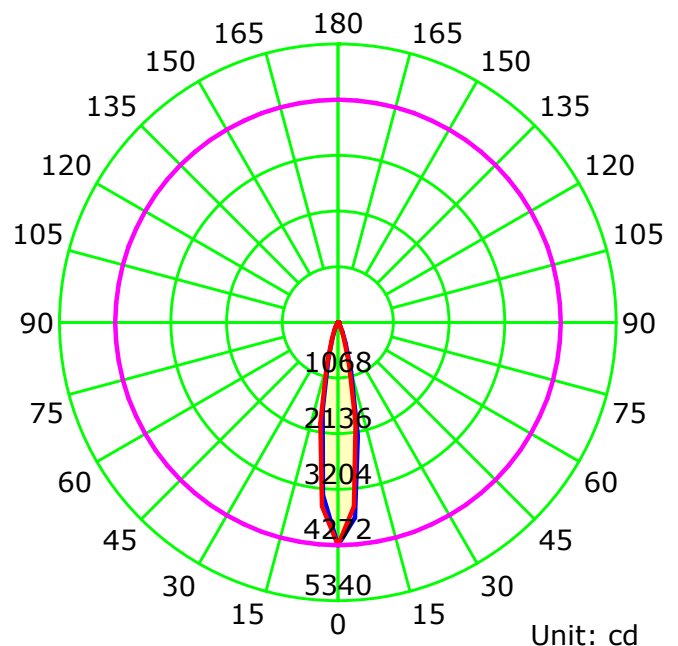
Central Intensity: 4272.92 cd

Pos of Max. Intensity: H0 V0

Picture Of Luminaire



Luminous Intensity Distribution Curve



— C0-C180 — C90-C270 — G0

C Plane (°):0.0-180.0: 180.0

Test Lab:

Test Type: TYPE C

Temperature:

Operator:

Gamma Plane (°):0.0-90.0:5.0

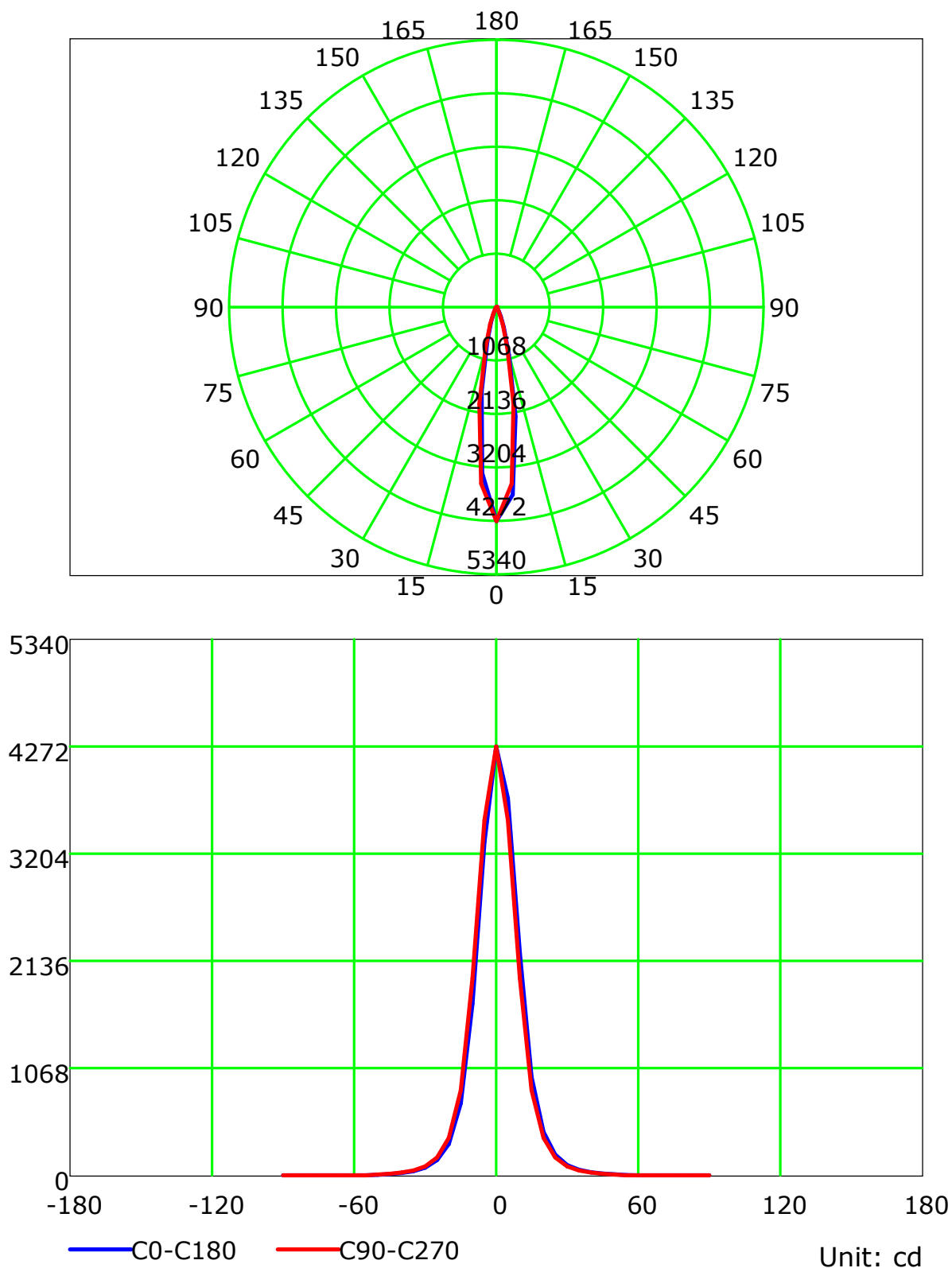
Test Device: CHL-6E

Distance: 3.000 m

Humidity:

Inspector:

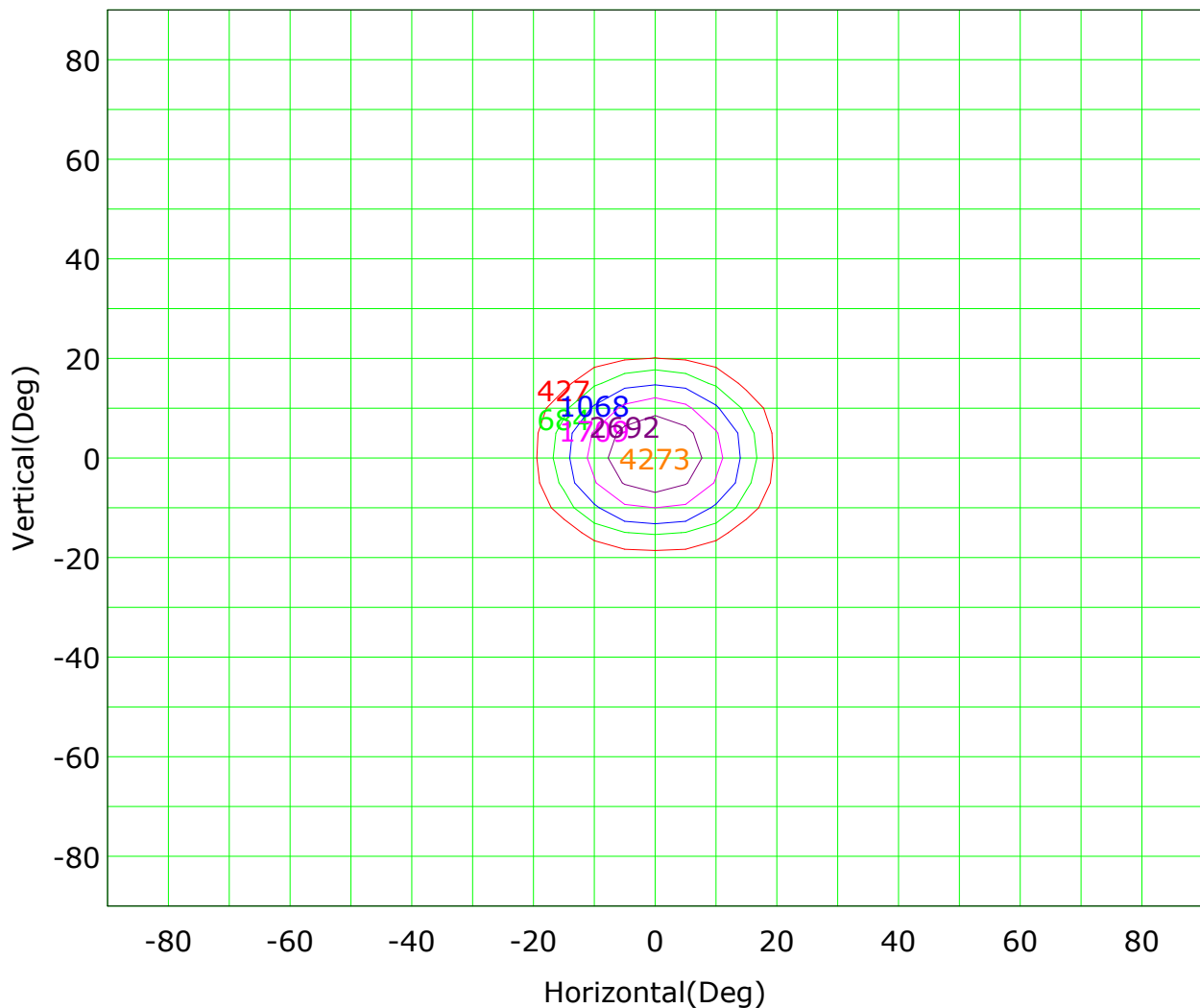
Luminous Intensity Distribution Curve



C Plane (°):0.0-180.0: 180.0
Test Lab:
Test Type: TYPE C
Temperature:
Operator:

Gamma Plane (°):0.0-90.0:5.0
Test Device: CHL-6E
Distance: 3.000 m
Humidity:
Inspector:

Isocandela (rectangle)



Imax (100%): 4273 cd

(10%): 427 cd	(16%): 684 cd
(25%): 1068 cd	(40%): 1709 cd
(63%): 2692 cd	(100%): 4273 cd

C Plane (°):0.0-180.0: 180.0

Test Lab:

Test Type: TYPE C

Temperature:

Operator:

Gamma Plane (°):0.0-90.0:5.0

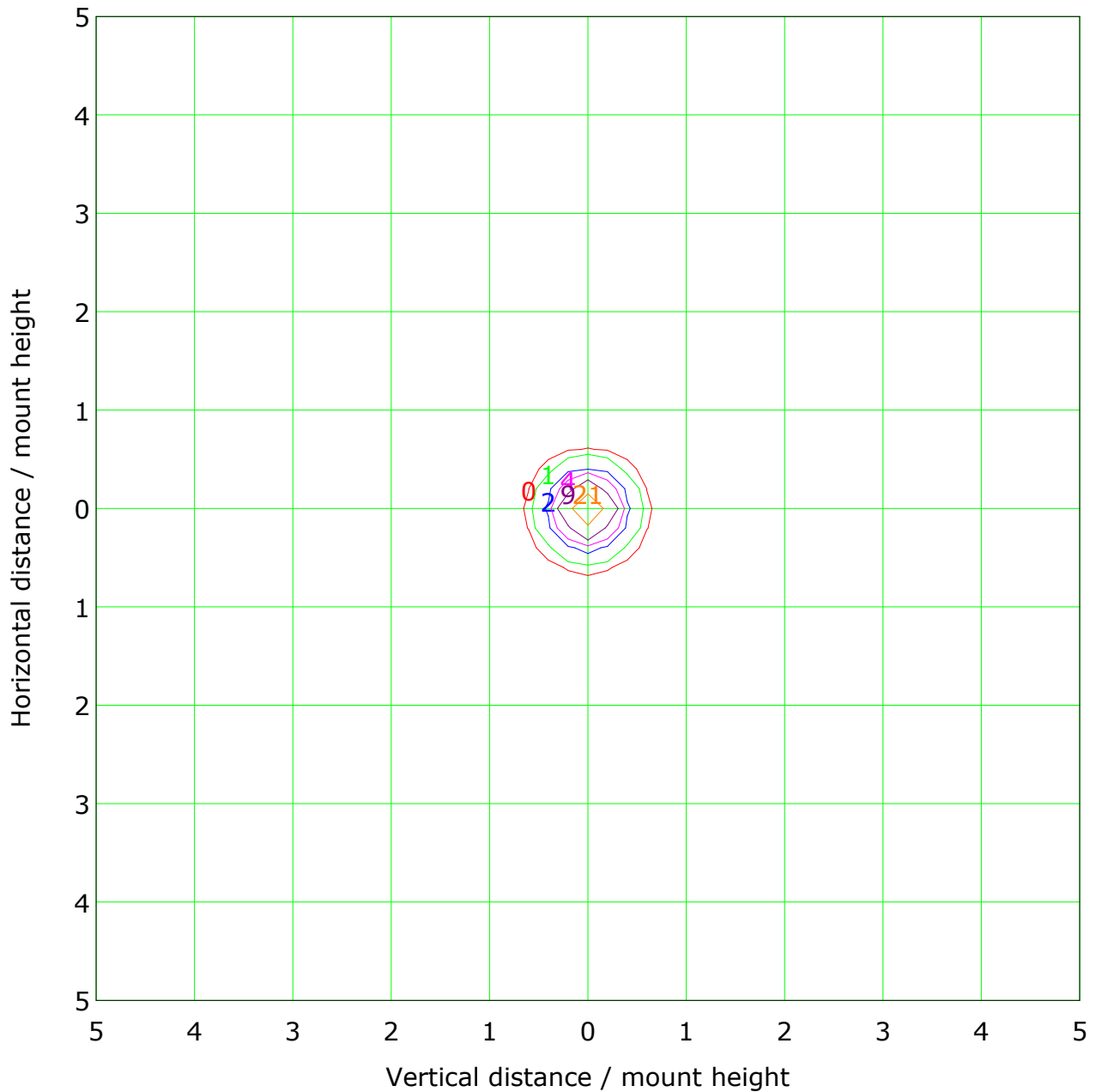
Test Device: CHL-6E

Distance: 3.000 m

Humidity:

Inspector:

IsoLux Plot

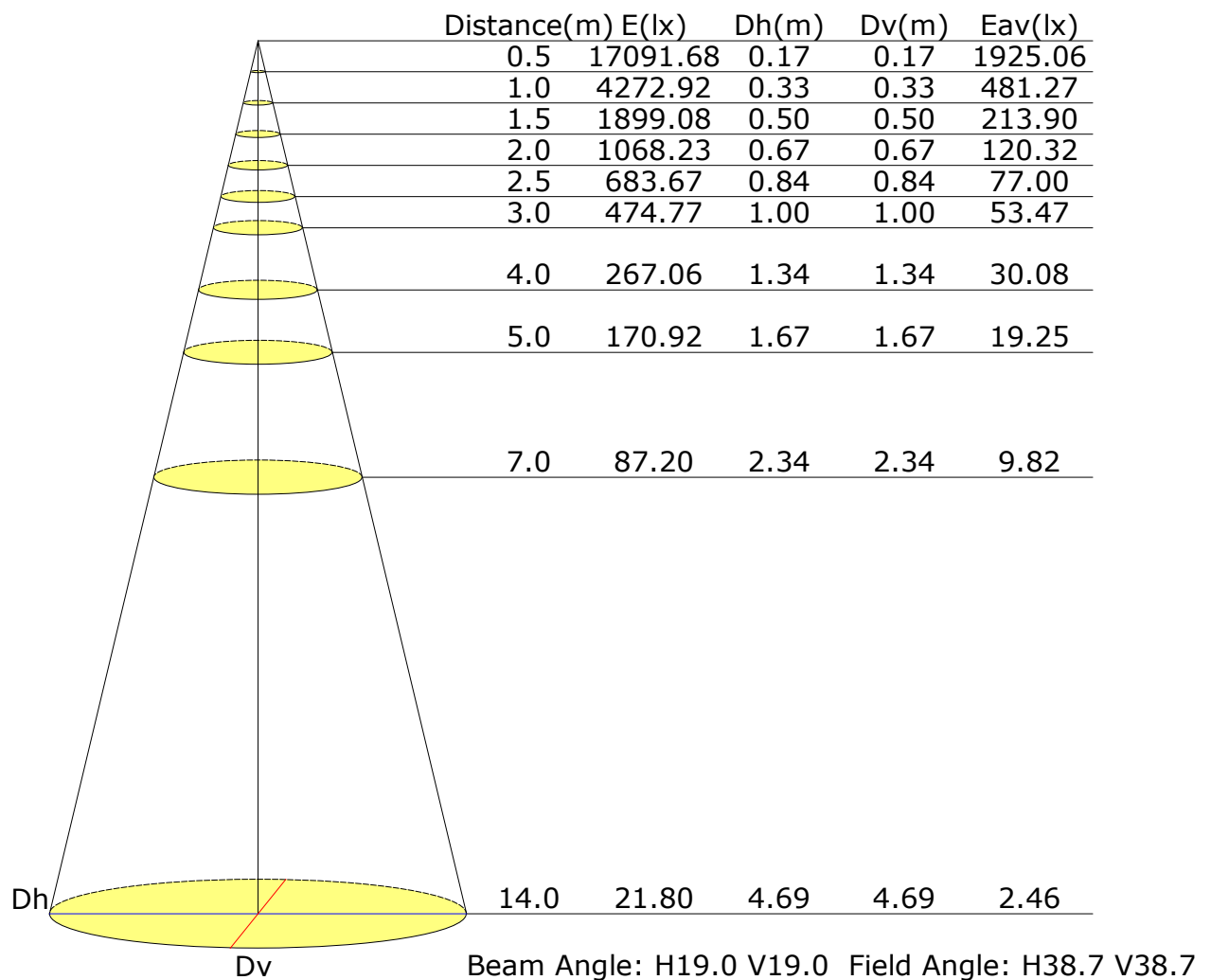


Mounting Height: 10m		Max Lux(100%): 43 lx	
(1%):	0 lx	(2%):	1 lx
(5%):	2 lx	(10%):	4 lx
(20%):	9 lx	(50%):	21 lx
(100%):	43 lx		

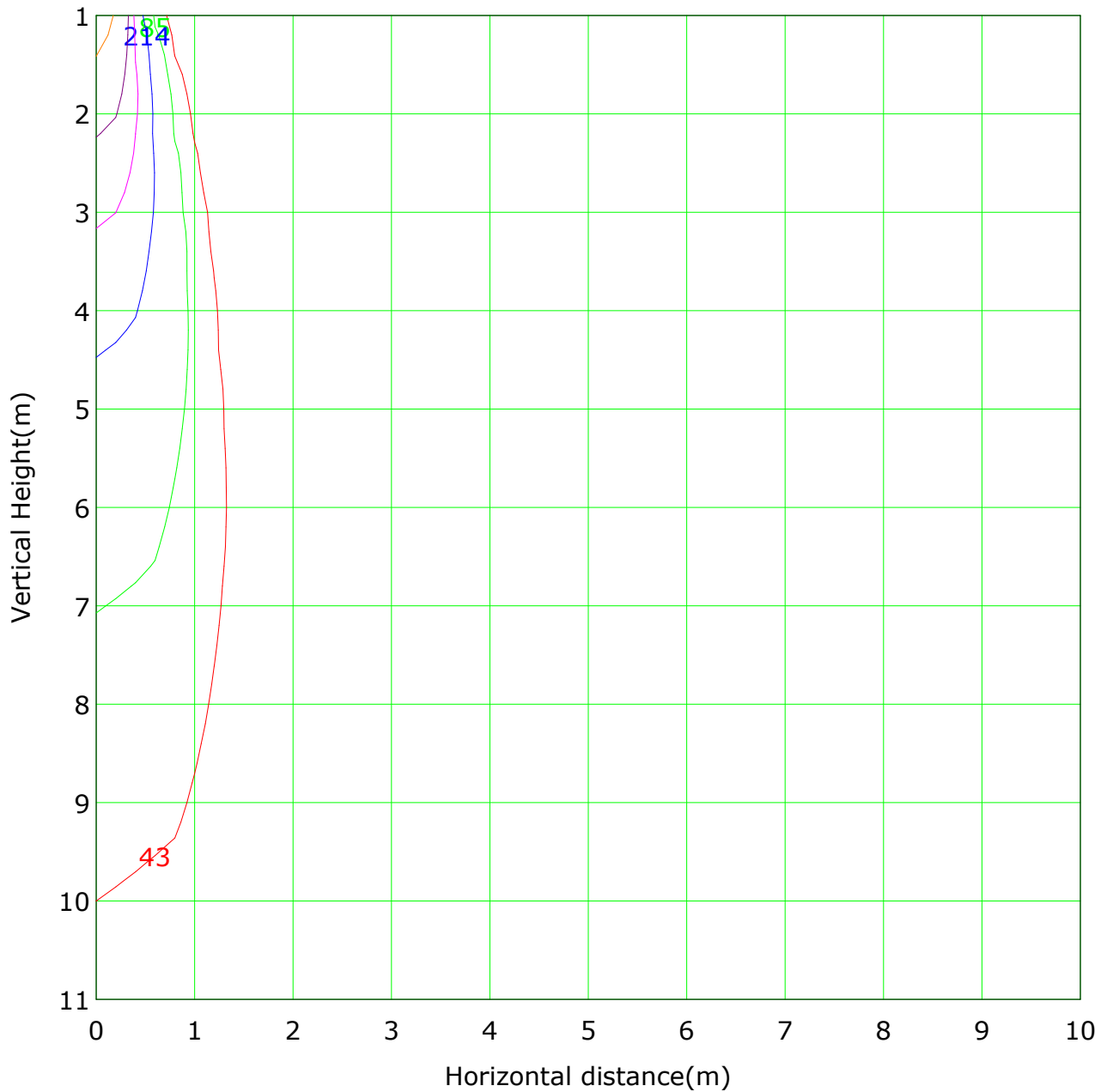
C Plane (°):0.0-180.0: 180.0
Test Lab:
Test Type: TYPE C
Temperature:
Operator:

Gamma Plane (°):0.0-90.0:5.0
Test Device: CHL-6E
Distance: 3.000 m
Humidity:
Inspector:

Illuminance at a Distance



Vertical IsoLux Plot



Lowest(m): 1m Highest(m): 11 Max Lux: 4273

(1%): 43 lx	(2%): 85 lx
(5%): 214 lx	(10%): 427 lx
(20%): 855 lx	(50%): 2136 lx
(100%): 4273 lx	

C Plane (°):0.0-180.0: 180.0

Test Lab:

Test Type: TYPE C

Temperature:

Operator:

Gamma Plane (°):0.0-90.0:5.0

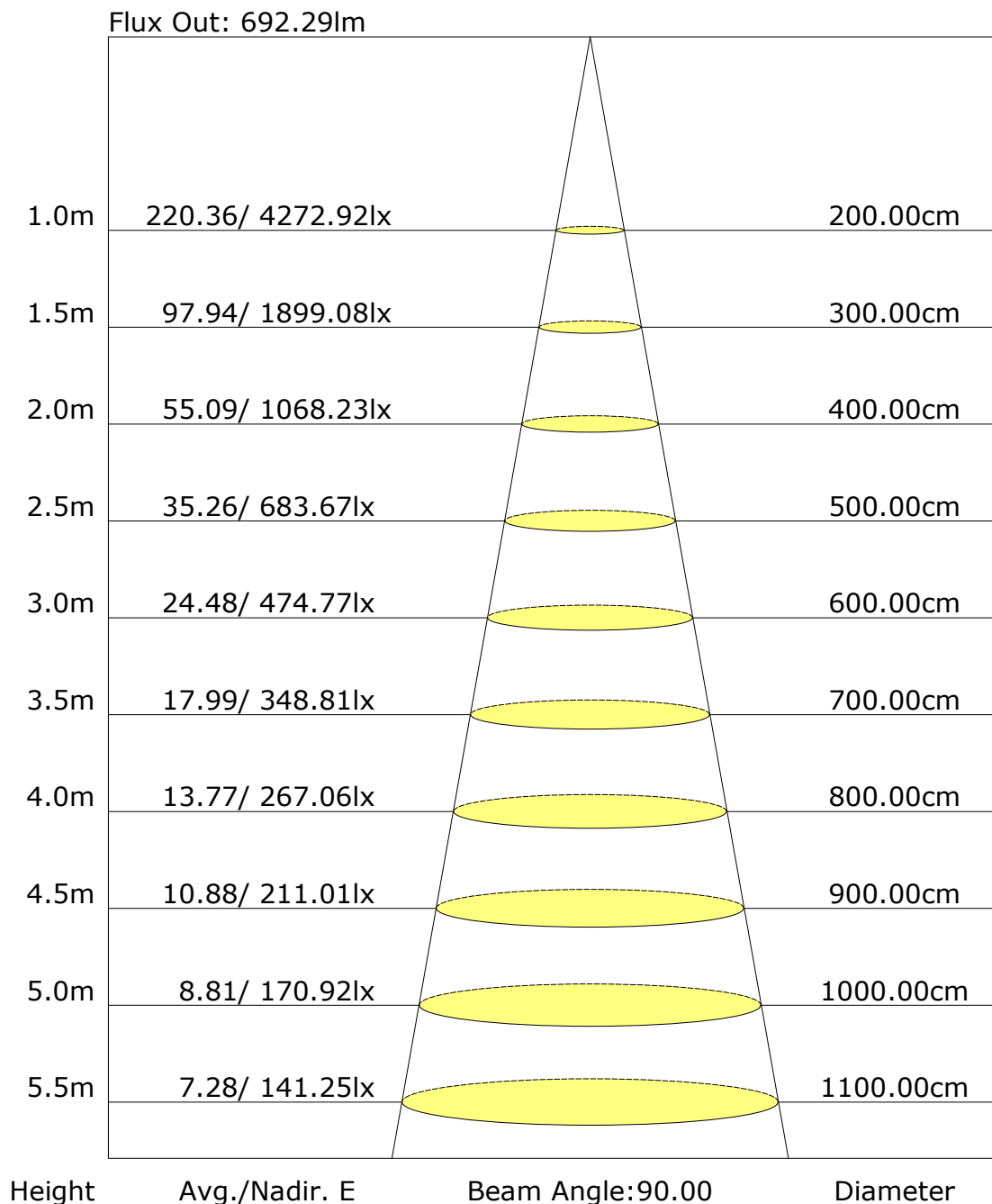
Test Device: CHL-6E

Distance: 3.000 m

Humidity:

Inspector:

The average illuminance effective figure



C Plane (°): 0.0-180.0: 180.0
Test Lab:
Test Type: TYPE C
Temperature:
Operator:

Gamma Plane (°): 0.0-90.0: 5.0
Test Device: CHL-6E
Distance: 3.000 m
Humidity:
Inspector:

Gamma Plane (°):0.0-90.0:5.0
Test Device: CHL-6E
Distance: 3.000 m
Humidity:
Inspector:

Unit: cd

Gamma Plane (°):0.0-90.0:5.0
Test Device: CHL-6E
Distance: 3.000 m
Humidity:
Inspector: